

Geo-Glide Thin Wall Fittings

Ground Energy Systems is proud to introduce **the new standard** in geothermal piping systems.

THE PATENT PENDING GEO-GLIDE LINE HAS A:

SWEEP BEND



Prevents bunching of insulation and reduces pressure drop by over 30%.

TAPERED LEADING EDGE



Facilitates sliding of insulation at the point of fusion.



RIBBED SURFACE




Reduces frictional drag as insulation slides over fitting.

Standard 90 Elbow vs. Geo-Glide 90 Elbow

Don't get left behind.



Join the movement!



Geo-Glide 90s, 45s, and couplings are available in sizes ranging from 3/4" to 2".